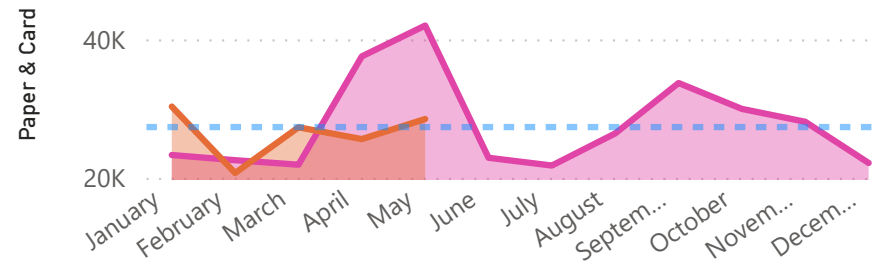


| Metals | Paper & Card | Plastic | Total | Year | Month |
|--------------|---------------|--------------|---------------|------|-----------|
| 3340 | 23300 | 1800 | 28440 | 2020 | January |
| 1460 | 22550 | 1600 | 25610 | 2020 | February |
| 1360 | 21900 | 1700 | 24960 | 2020 | March |
| 2560 | 37550 | 2800 | 42910 | 2020 | April |
| 2560 | 42000 | 3100 | 47660 | 2020 | May |
| 2460 | 22900 | 1730 | 27090 | 2020 | June |
| 2260 | 21780 | 4130 | 28170 | 2020 | July |
| 2100 | 26420 | 2800 | 31320 | 2020 | August |
| 2088 | 33700 | 3150 | 38938 | 2020 | September |
| 1720 | 29960 | 2480 | 34160 | 2020 | October |
| 1920 | 28100 | 2100 | 32120 | 2020 | November |
| 3900 | 22150 | 2800 | 28850 | 2020 | December |
| 2180 | 30300 | 2650 | 35130 | 2021 | January |
| 2179 | 20700 | 2360 | 25239 | 2021 | February |
| 2000 | 27300 | 2500 | 31800 | 2021 | March |
| 2320 | 25600 | 3200 | 31120 | 2021 | April |
| 2260 | 28500 | 1480 | 32240 | 2021 | May |
| 38667 | 464710 | 42380 | 545757 | | |

St Brelade Recycling Report May 2021

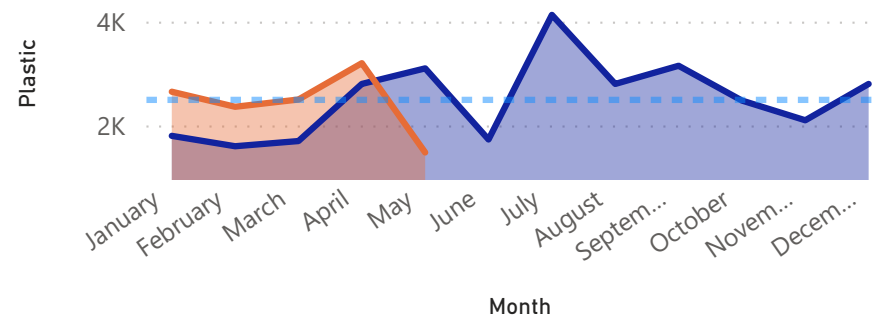
Paper & Card

Year ● 2020 ● 2021

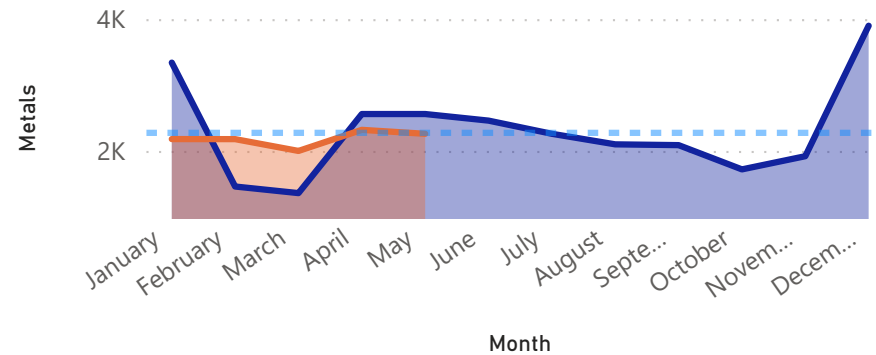


Plastic

Year ● 2020 ● 2021

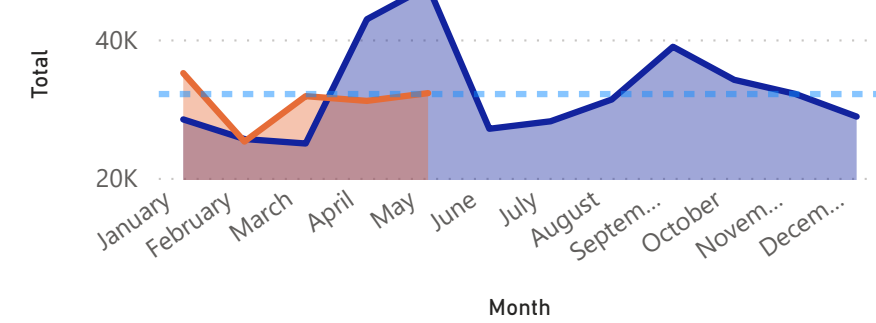


Year ● 2020 ● 2021

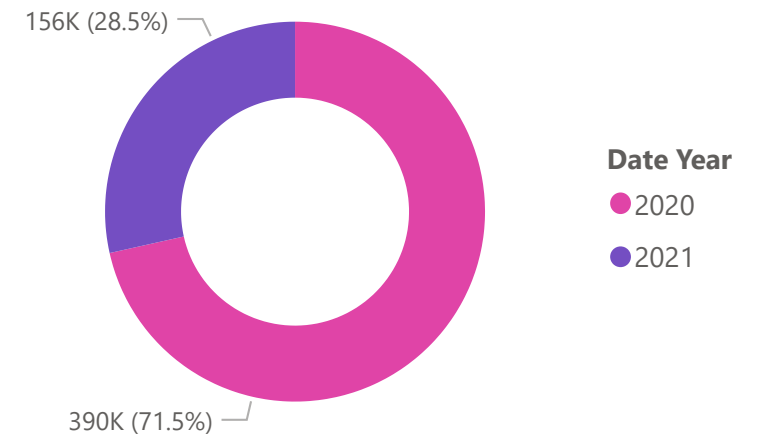


Total

Year ● 2020 ● 2021



Total by Year



Max Collection - in kilograms

48K

Min Collection - in kilograms

25K