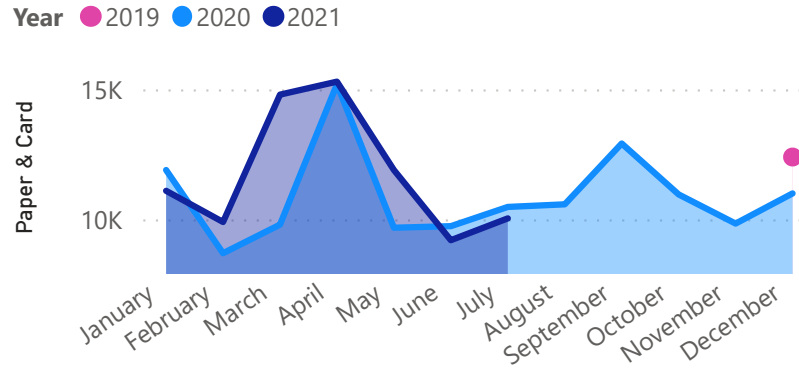


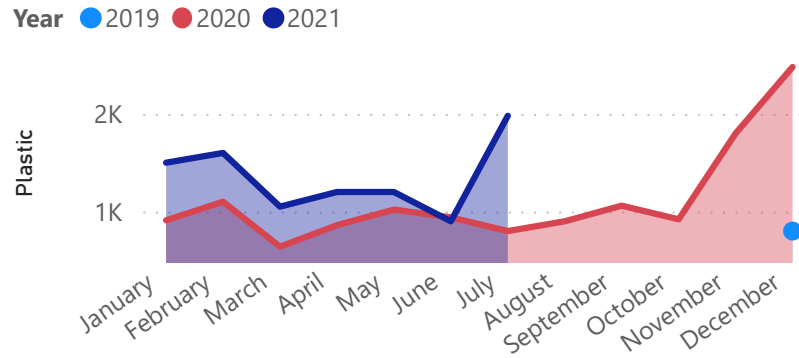
Metals	Paper & Card	Plastic	Total	Year	Month
1840	11900	910	14650	2020	January
700	8700	1100	10500	2020	February
700	9800	640	11140	2020	March
1060	15200	860	17120	2020	April
1260	9680	1020	11960	2020	May
1400	9740	940	12080	2020	June
1260	10480	800	12540	2020	July
820	10580	900	12300	2020	August
980	12920	1060	14960	2020	September
900	10960	920	12780	2020	October
900	9840	1800	12540	2020	November
920	11000	2480	14400	2020	December
1040	11100	1500	13640	2021	January
1000	9900	1600	12500	2021	February
980	14800	1050	16830	2021	March
900	15300	1200	17400	2021	April
940	11900	1200	14040	2021	May
820	9200	900	10920	2021	June
960	10040	1980	12980	2021	July
19380	213040	22860	255280		

St Peter Recycling Report July 2021

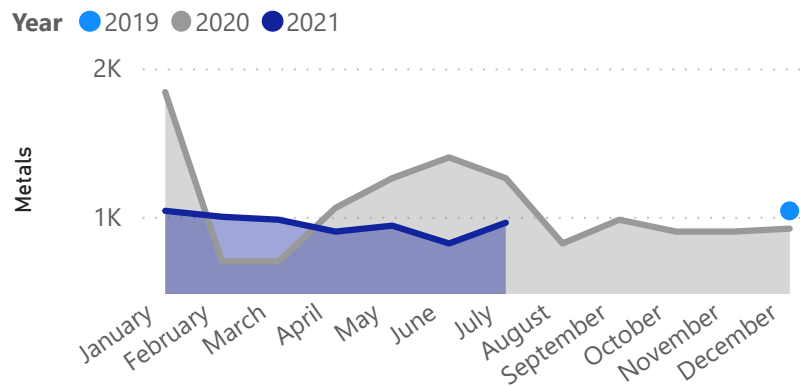
Paper & Card



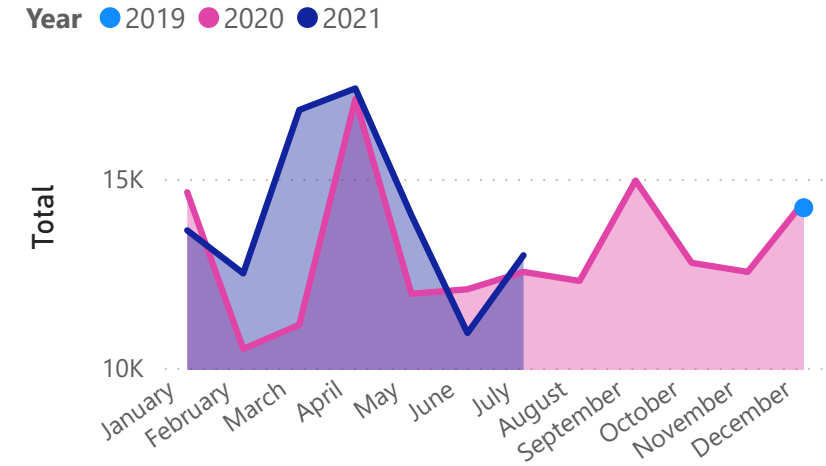
Plastic



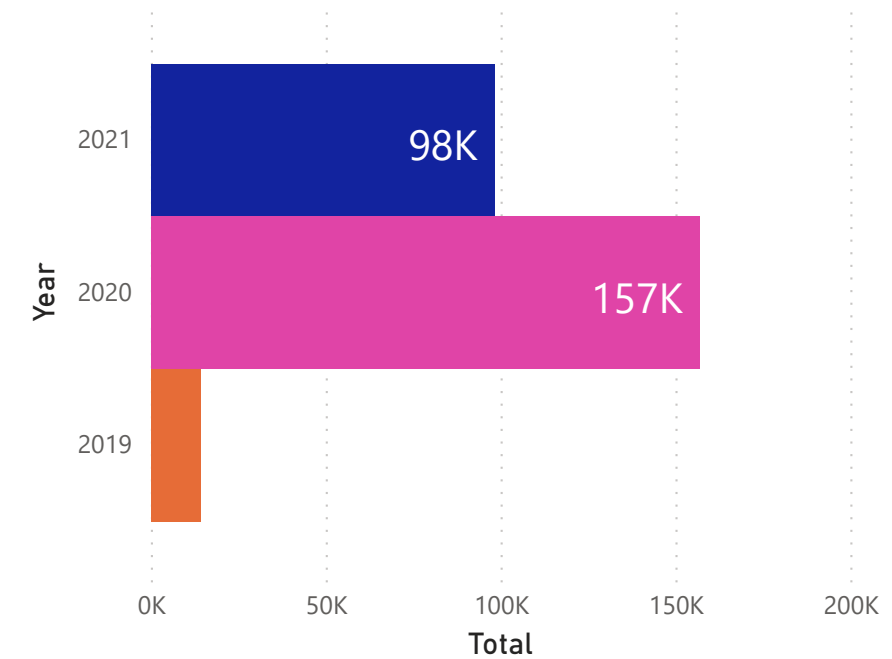
Metals



Total



Total by Year



Max Collection - in kilograms

17K

Min Collection - in kilograms

11K