

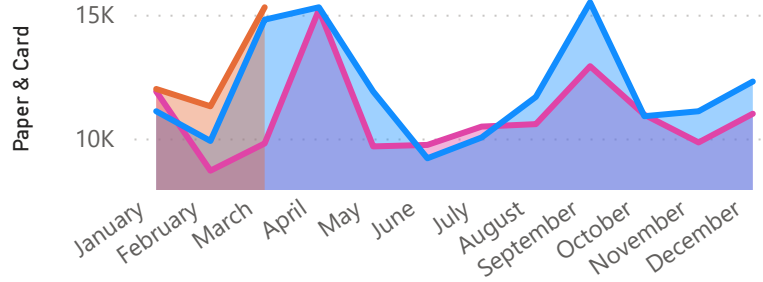
St Peter Recycling Report

March 2022

Metals	Paper & Card	Plastic	Total	Year	Month
1040	11100	1500	13640	2021	January
1000	9900	1600	12500	2021	February
980	14800	1050	16830	2021	March
900	15300	1200	17400	2021	April
940	11900	1200	14040	2021	May
820	9200	900	10920	2021	June
960	10040	1980	12980	2021	July
880	11680	1010	13570	2021	August
940	15500	890	17330	2021	September
880	10900	1200	12980	2021	October
840	11100	1200	13140	2021	November
1830	12300	890	15020	2021	December
1100	12000	1200	14300	2022	January
860	11300	1400	13560	2022	February
720	15300	900	16920	2022	March
14690	182320	18120	215130		

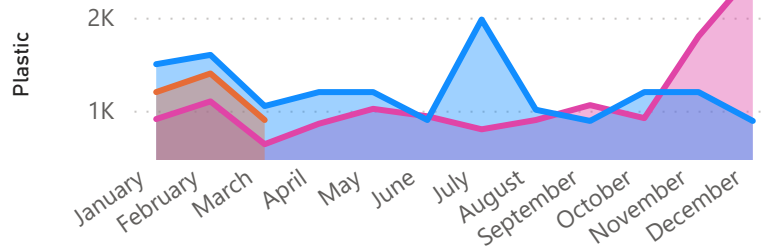
Paper & Card

Year ● 2020 ● 2021 ● 2022



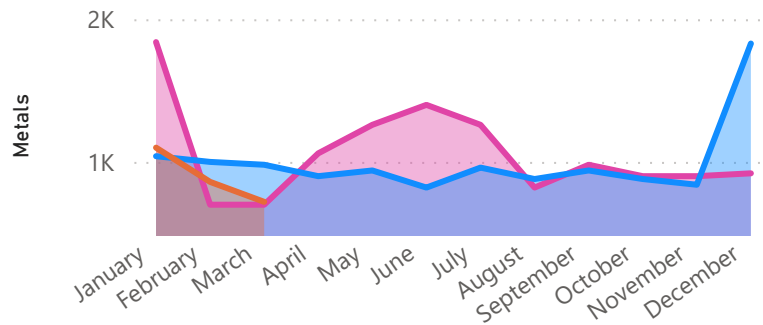
Plastic

Year ● 2020 ● 2021 ● 2022



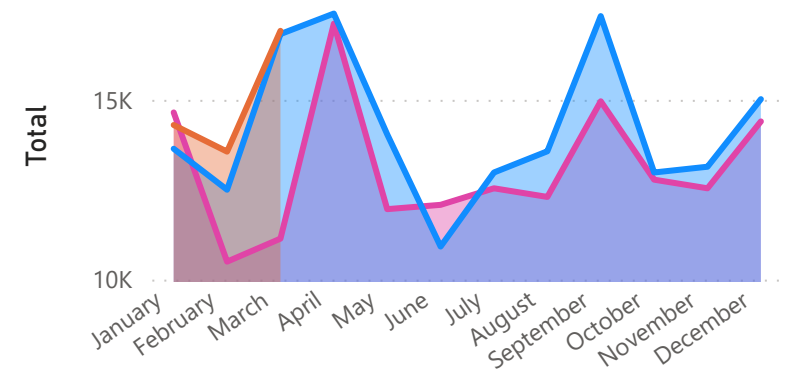
Metals

Year ● 2020 ● 2021 ● 2022

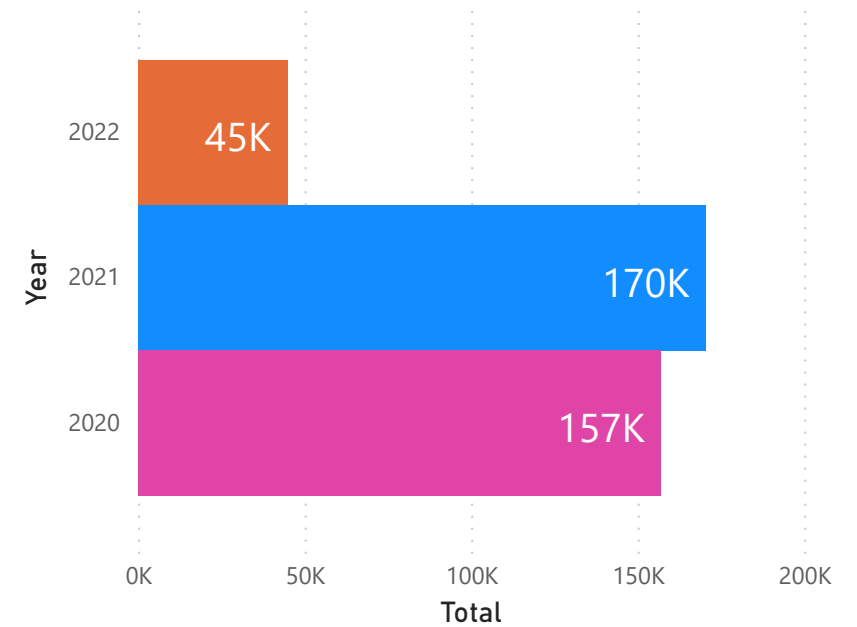


Total

Year ● 2020 ● 2021 ● 2022



Total by Year



Max Collection - in kilograms

17K

Min Collection - in kilograms

11K