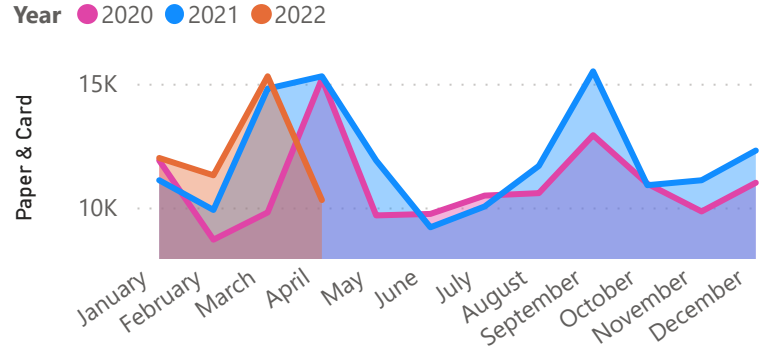


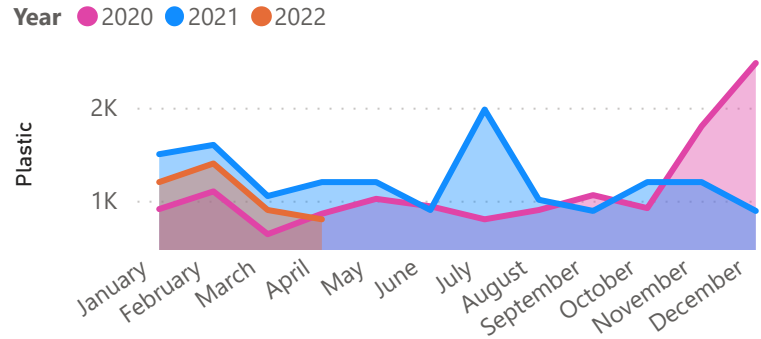
## St Peter Recycling Report April 2022

| Metals       | Paper & Card  | Plastic      | Total         | Year | Month     |
|--------------|---------------|--------------|---------------|------|-----------|
| 1040         | 11100         | 1500         | 13640         | 2021 | January   |
| 1000         | 9900          | 1600         | 12500         | 2021 | February  |
| 980          | 14800         | 1050         | 16830         | 2021 | March     |
| 900          | 15300         | 1200         | 17400         | 2021 | April     |
| 940          | 11900         | 1200         | 14040         | 2021 | May       |
| 820          | 9200          | 900          | 10920         | 2021 | June      |
| 960          | 10040         | 1980         | 12980         | 2021 | July      |
| 880          | 11680         | 1010         | 13570         | 2021 | August    |
| 940          | 15500         | 890          | 17330         | 2021 | September |
| 880          | 10900         | 1200         | 12980         | 2021 | October   |
| 840          | 11100         | 1200         | 13140         | 2021 | November  |
| 1830         | 12300         | 890          | 15020         | 2021 | December  |
| 1100         | 12000         | 1200         | 14300         | 2022 | January   |
| 860          | 11300         | 1400         | 13560         | 2022 | February  |
| 720          | 15300         | 900          | 16920         | 2022 | March     |
| 680          | 10300         | 800          | 11780         | 2022 | April     |
| <b>15370</b> | <b>192620</b> | <b>18920</b> | <b>226910</b> |      |           |

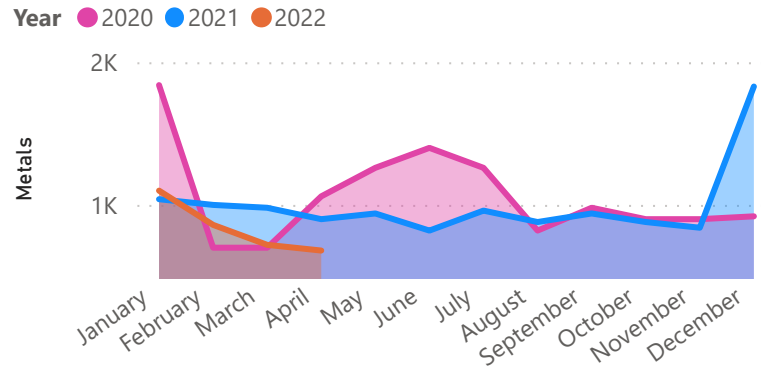
### Paper & Card



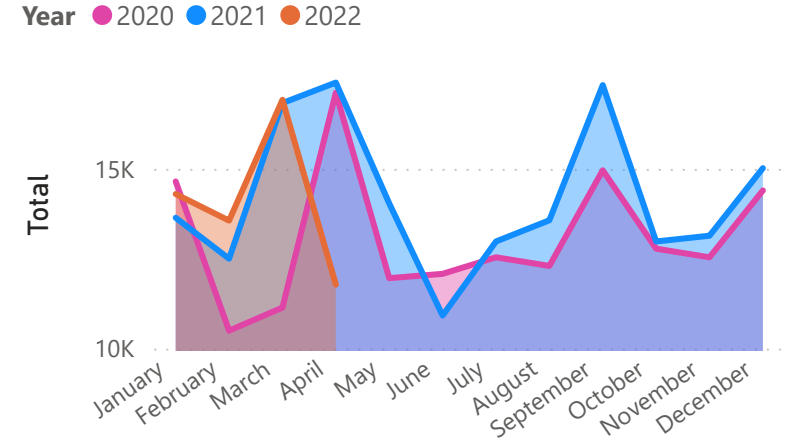
### Plastic



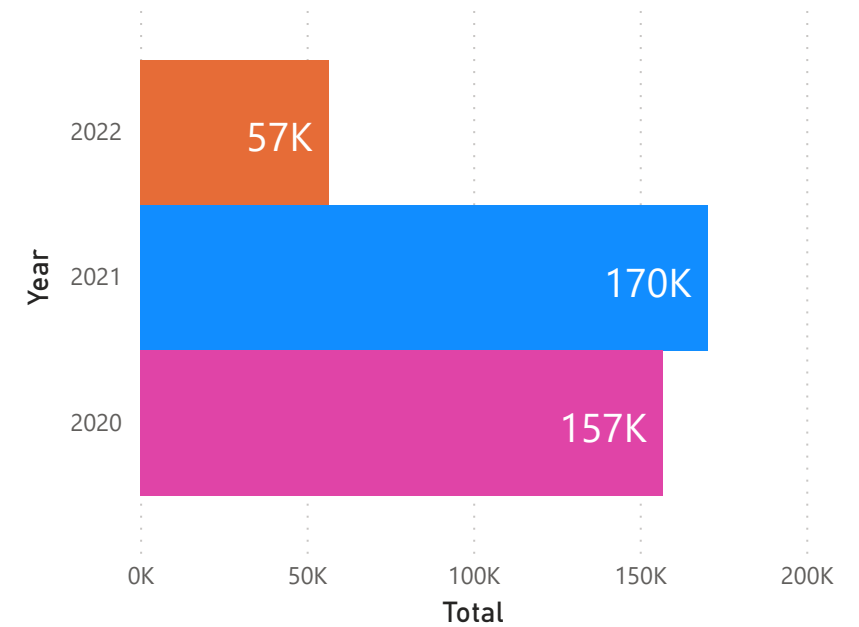
### Metals



### Total



### Total by Year



Max Collection - in kilograms

17K

Min Collection - in kilograms

11K