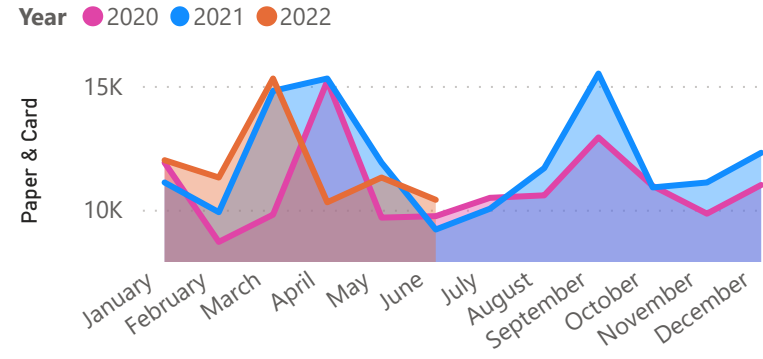


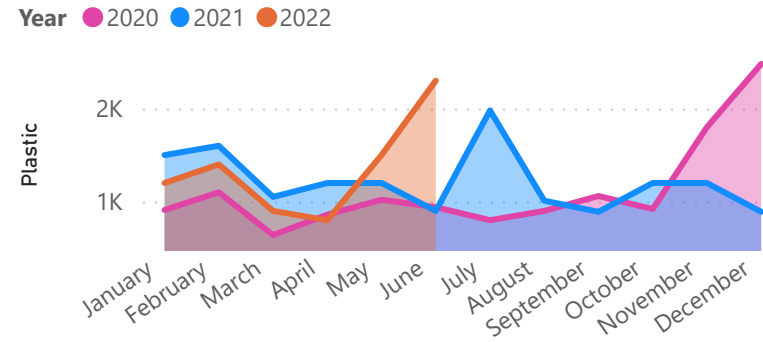
St Peter Recycling Report June 2022

| Metals | Paper & Card | Plastic | Total | Year | Month |
|--------------|---------------|--------------|---------------|------|-----------|
| 1040 | 11100 | 1500 | 13640 | 2021 | January |
| 1000 | 9900 | 1600 | 12500 | 2021 | February |
| 980 | 14800 | 1050 | 16830 | 2021 | March |
| 900 | 15300 | 1200 | 17400 | 2021 | April |
| 940 | 11900 | 1200 | 14040 | 2021 | May |
| 820 | 9200 | 900 | 10920 | 2021 | June |
| 960 | 10040 | 1980 | 12980 | 2021 | July |
| 880 | 11680 | 1010 | 13570 | 2021 | August |
| 940 | 15500 | 890 | 17330 | 2021 | September |
| 880 | 10900 | 1200 | 12980 | 2021 | October |
| 840 | 11100 | 1200 | 13140 | 2021 | November |
| 1830 | 12300 | 890 | 15020 | 2021 | December |
| 1100 | 12000 | 1200 | 14300 | 2022 | January |
| 860 | 11300 | 1400 | 13560 | 2022 | February |
| 720 | 15300 | 900 | 16920 | 2022 | March |
| 680 | 10300 | 800 | 11780 | 2022 | April |
| 860 | 11300 | 1500 | 13660 | 2022 | May |
| 1060 | 10400 | 2300 | 13760 | 2022 | June |
| 17290 | 214320 | 22720 | 254330 | | |

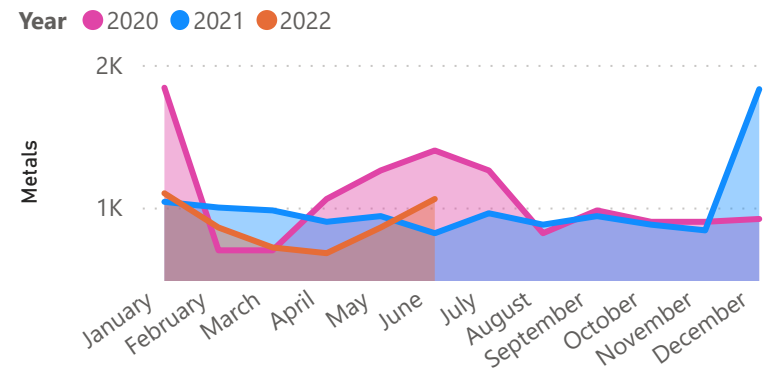
Paper & Card



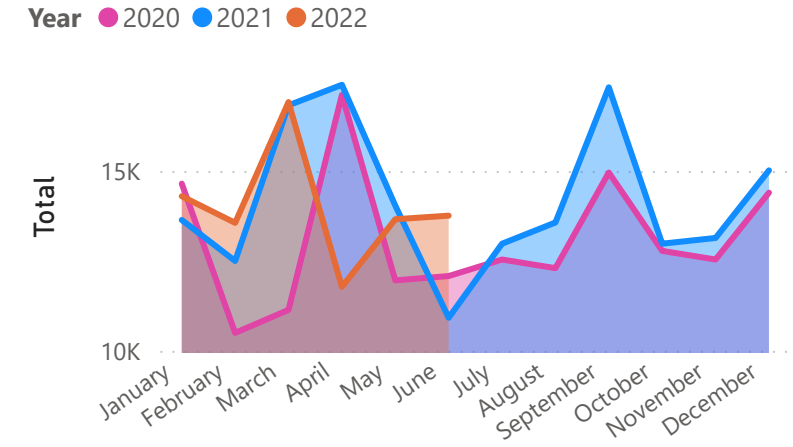
Plastic



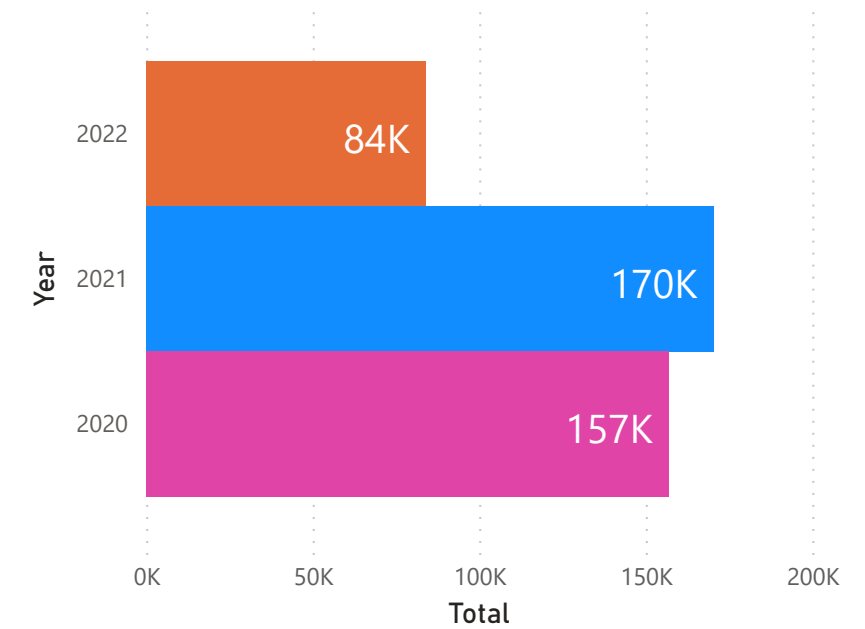
Metals



Total



Total by Year



Max Collection - in kilograms

17K

Min Collection - in kilograms

11K