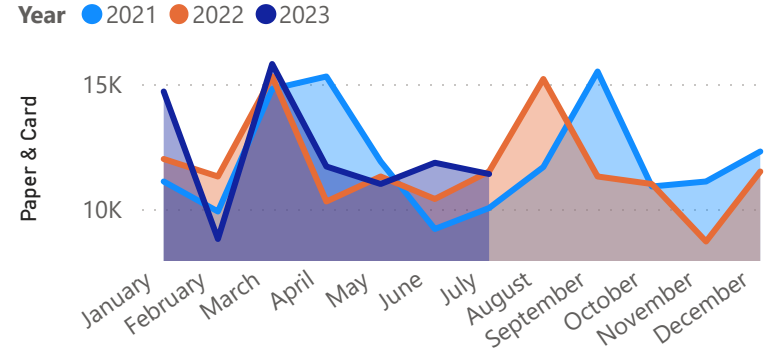


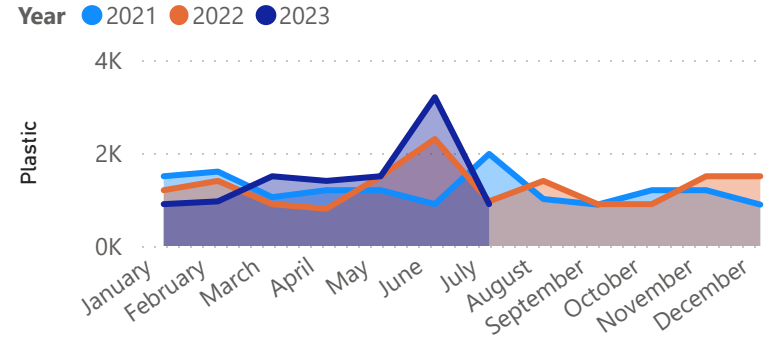
St Peter Recycling Report July 2023

Metals	Paper & Card	Plastic	Total	Year	Month
1100	12000	1200	14300	2022	January
860	11300	1400	13560	2022	February
720	15300	900	16920	2022	March
680	10300	800	11780	2022	April
860	11300	1500	13660	2022	May
1060	10400	2300	13760	2022	June
640	11500	960	13100	2022	July
760	15200	1400	17360	2022	August
840	11300	900	13040	2022	September
660	11000	900	12560	2022	October
720	8700	1500	10920	2022	November
1590	11500	1500	14590	2022	December
980	14700	900	16580	2023	January
2500	8800	960	12260	2023	February
780	15800	1500	18080	2023	March
880	11700	1400	13980	2023	April
810	11000	1500	13310	2023	May
800	11850	3200	15850	2023	June
870	11400	900	13170	2023	July
18110	225050	25620	268780		

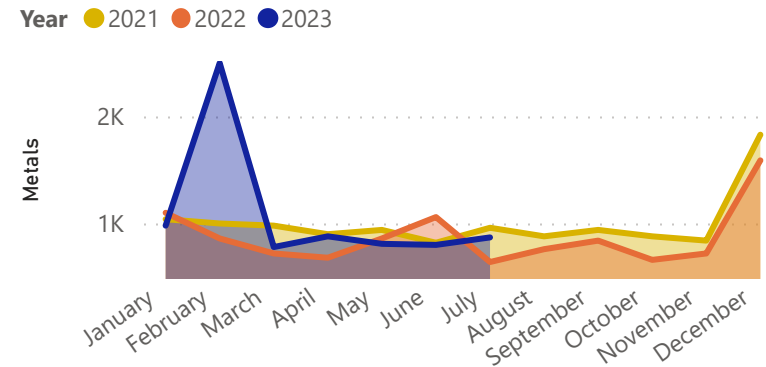
Paper & Card



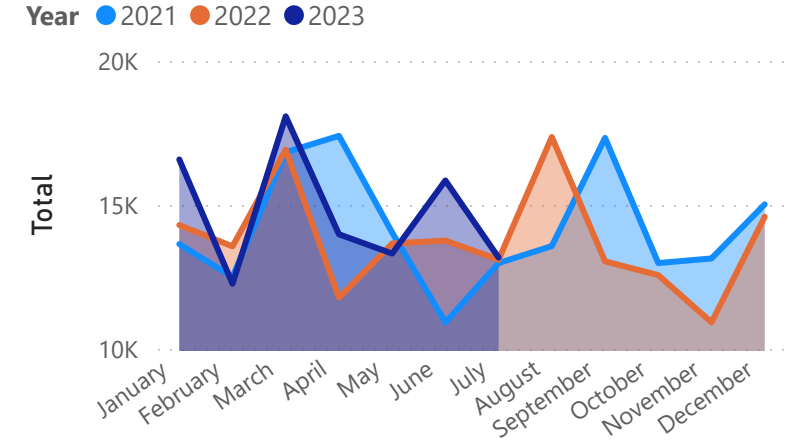
Plastic



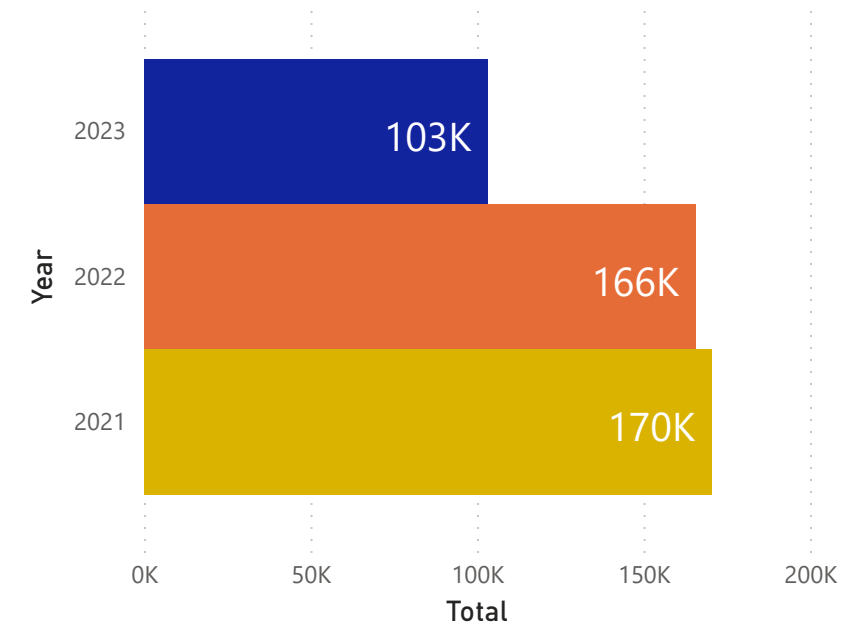
Metals



Total



Total by Year



Max Collection - in kilograms

18K

Min Collection - in kilograms

11K