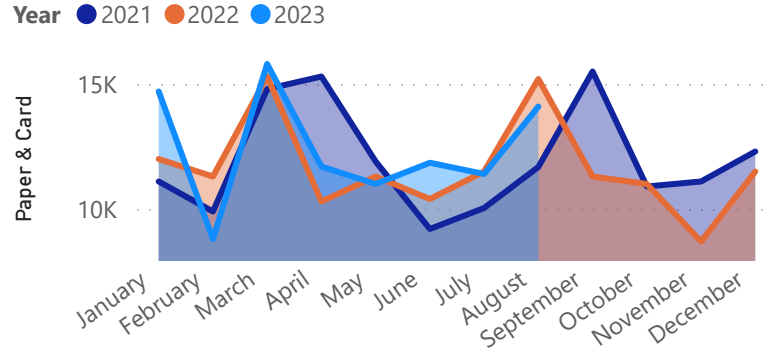


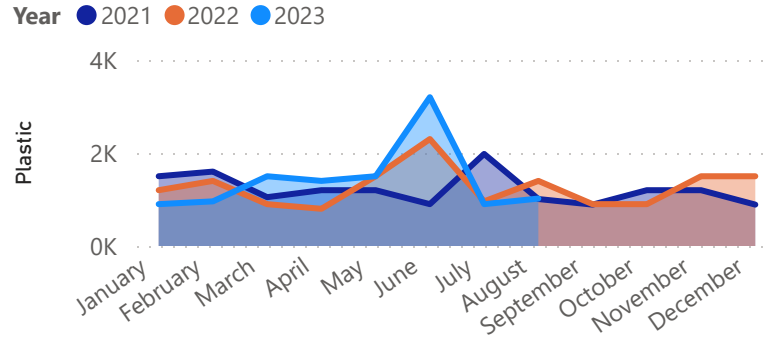
St Peter Recycling Report August 2023

| Metals | Paper & Card | Plastic | Total | Year | Month |
|--------------|---------------|--------------|---------------|------|-----------|
| 1100 | 12000 | 1200 | 14300 | 2022 | January |
| 860 | 11300 | 1400 | 13560 | 2022 | February |
| 720 | 15300 | 900 | 16920 | 2022 | March |
| 680 | 10300 | 800 | 11780 | 2022 | April |
| 860 | 11300 | 1500 | 13660 | 2022 | May |
| 1060 | 10400 | 2300 | 13760 | 2022 | June |
| 640 | 11500 | 960 | 13100 | 2022 | July |
| 760 | 15200 | 1400 | 17360 | 2022 | August |
| 840 | 11300 | 900 | 13040 | 2022 | September |
| 660 | 11000 | 900 | 12560 | 2022 | October |
| 720 | 8700 | 1500 | 10920 | 2022 | November |
| 1590 | 11500 | 1500 | 14590 | 2022 | December |
| 980 | 14700 | 900 | 16580 | 2023 | January |
| 2500 | 8800 | 960 | 12260 | 2023 | February |
| 780 | 15800 | 1500 | 18080 | 2023 | March |
| 880 | 11700 | 1400 | 13980 | 2023 | April |
| 810 | 11000 | 1500 | 13310 | 2023 | May |
| 800 | 11850 | 3200 | 15850 | 2023 | June |
| 870 | 11400 | 900 | 13170 | 2023 | July |
| 810 | 14100 | 1020 | 15930 | 2023 | August |
| 18920 | 239150 | 26640 | 284710 | | |

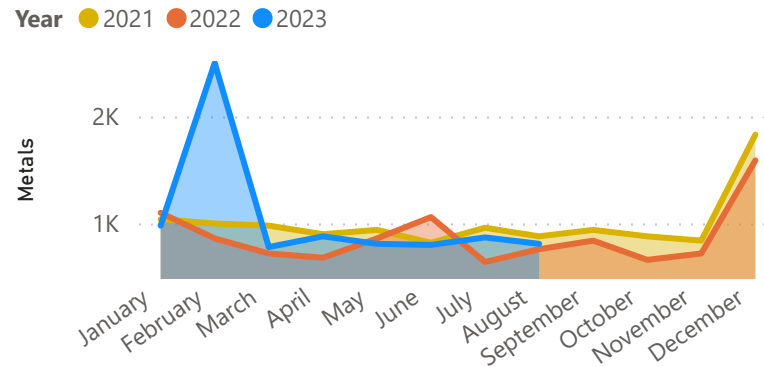
Paper & Card



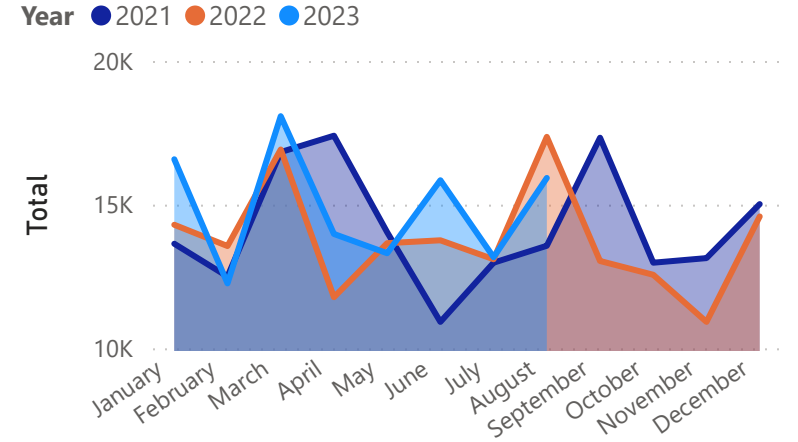
Plastic



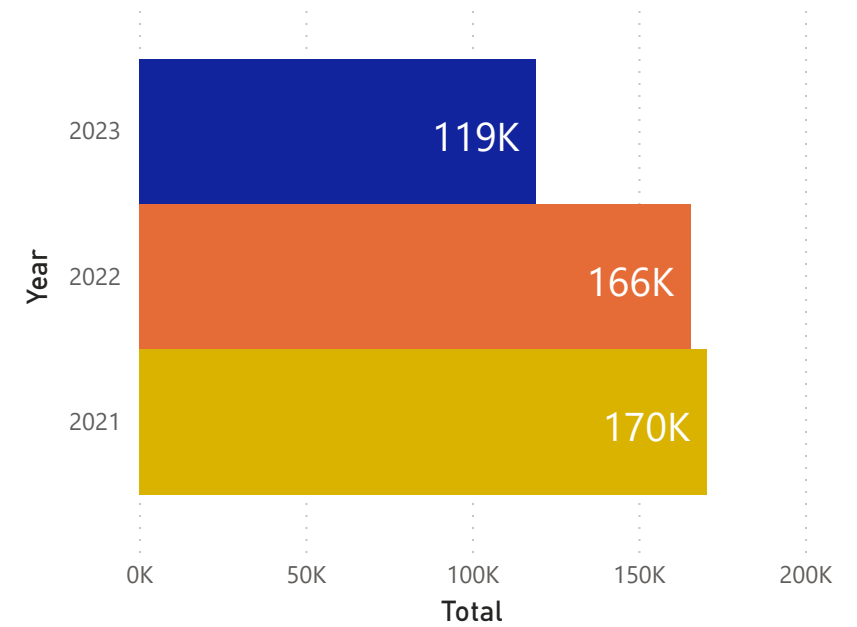
Metals



Total



Total by Year



Max Collection - in kilograms

18K

Min Collection - in kilograms

11K