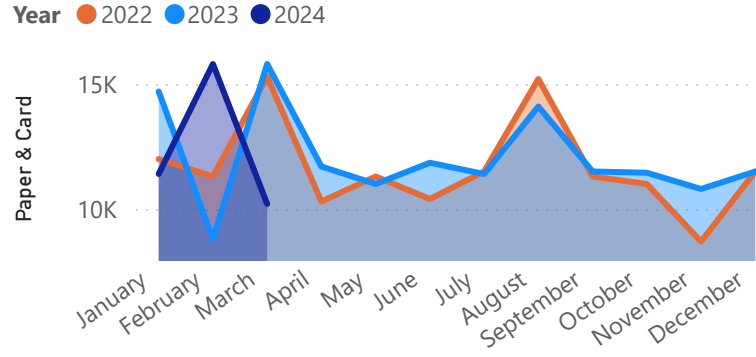


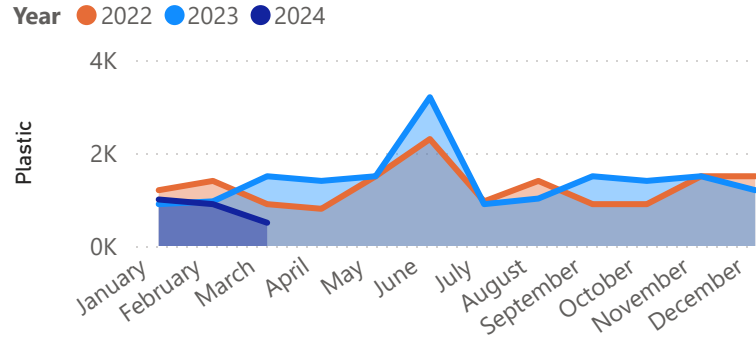
St Peter Recycling Report March 2024

Metals	Paper & Card	Plastic	Total	Year	Month
980	14700	900	16580	2023	January
2500	8800	960	12260	2023	February
780	15800	1500	18080	2023	March
880	11700	1400	13980	2023	April
810	11000	1500	13310	2023	May
800	11850	3200	15850	2023	June
870	11400	900	13170	2023	July
810	14100	1020	15930	2023	August
820	11500	1500	13820	2023	September
660	11450	1400	13510	2023	October
1540	10800	1500	13840	2023	November
800	11500	1200	13500	2023	December
940	11400	1000	13340	2024	January
860	15800	900	17560	2024	February
700	10200	500	11400	2024	March
14750	182000	19380	216130		

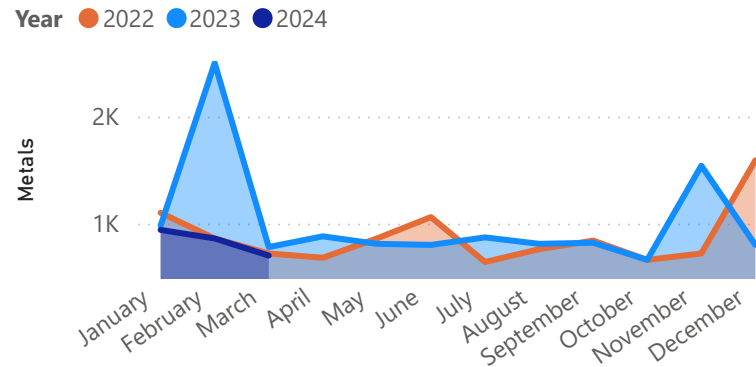
Paper & Card



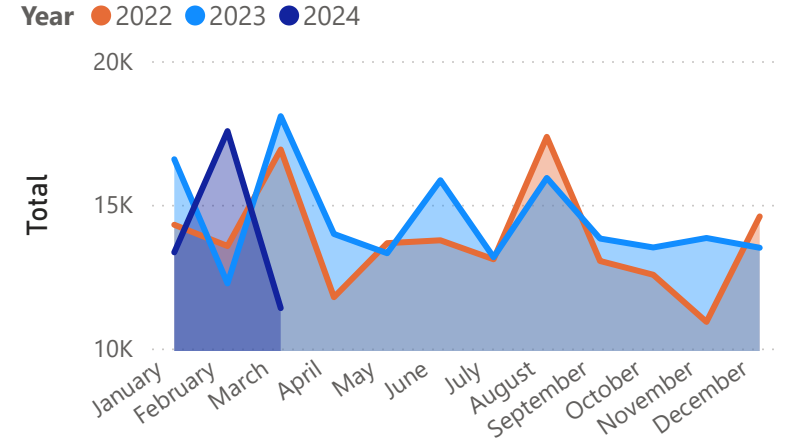
Plastic



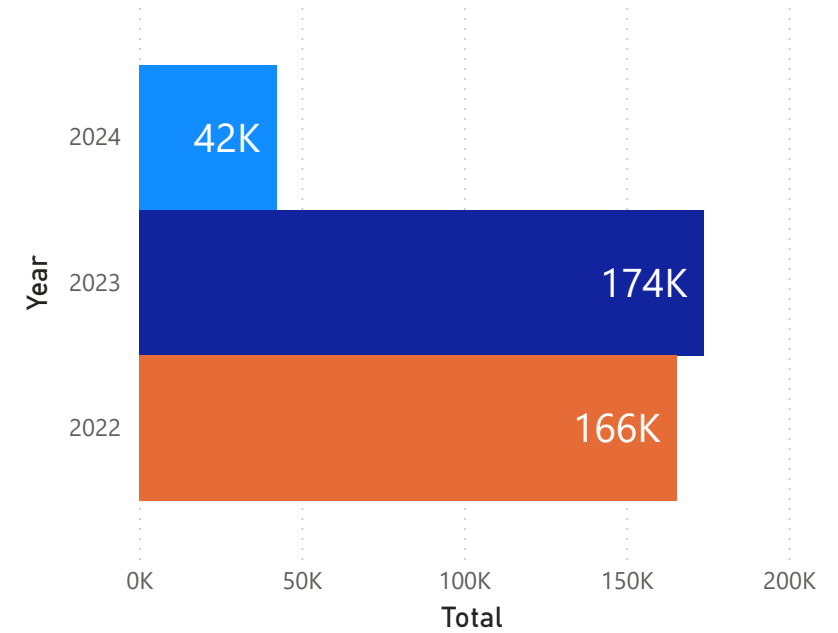
Metals



Total



Total by Year



Max Collection - in kilograms

18K

Min Collection - in kilograms

11K