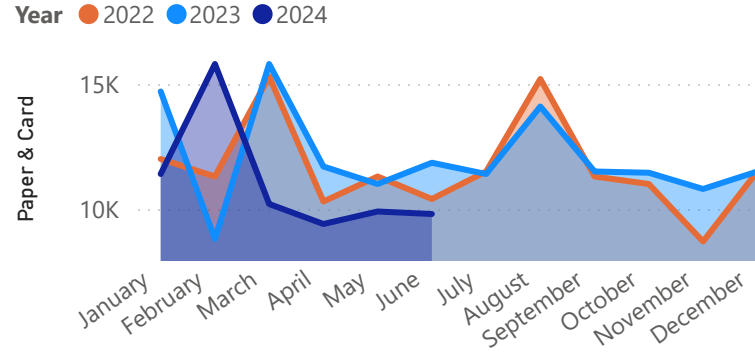


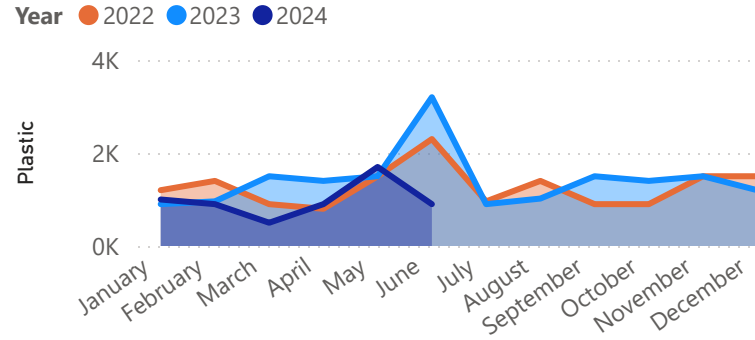
## St Peter Recycling Report June 2024

| Metals       | Paper & Card  | Plastic      | Total         | Year | Month     |
|--------------|---------------|--------------|---------------|------|-----------|
| 980          | 14700         | 900          | 16580         | 2023 | January   |
| 2500         | 8800          | 960          | 12260         | 2023 | February  |
| 780          | 15800         | 1500         | 18080         | 2023 | March     |
| 880          | 11700         | 1400         | 13980         | 2023 | April     |
| 810          | 11000         | 1500         | 13310         | 2023 | May       |
| 800          | 11850         | 3200         | 15850         | 2023 | June      |
| 870          | 11400         | 900          | 13170         | 2023 | July      |
| 810          | 14100         | 1020         | 15930         | 2023 | August    |
| 820          | 11500         | 1500         | 13820         | 2023 | September |
| 660          | 11450         | 1400         | 13510         | 2023 | October   |
| 1540         | 10800         | 1500         | 13840         | 2023 | November  |
| 800          | 11500         | 1200         | 13500         | 2023 | December  |
| 940          | 11400         | 1000         | 13340         | 2024 | January   |
| 860          | 15800         | 900          | 17560         | 2024 | February  |
| 700          | 10200         | 500          | 11400         | 2024 | March     |
| 980          | 9400          | 900          | 11280         | 2024 | April     |
| 760          | 9900          | 1700         | 12360         | 2024 | May       |
| 640          | 9800          | 900          | 11340         | 2024 | June      |
| <b>17130</b> | <b>211100</b> | <b>22880</b> | <b>251110</b> |      |           |

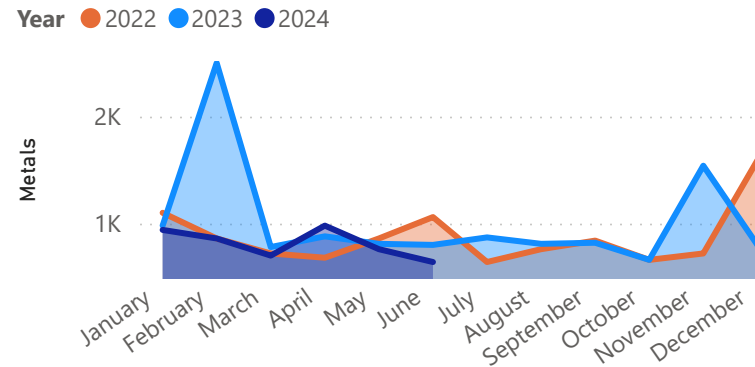
### Paper & Card



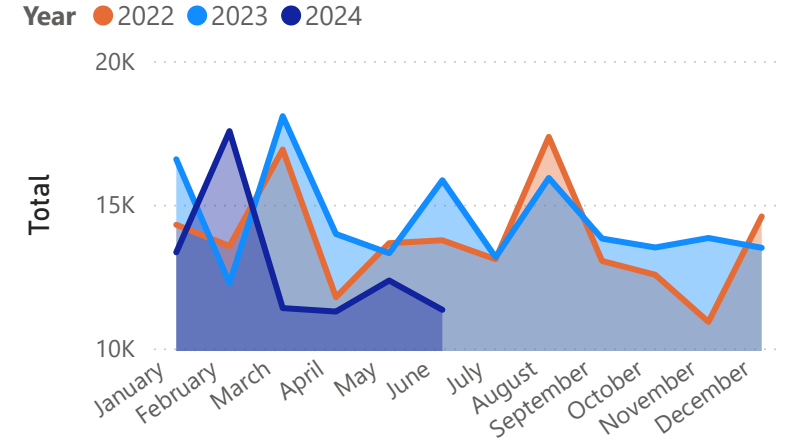
### Plastic



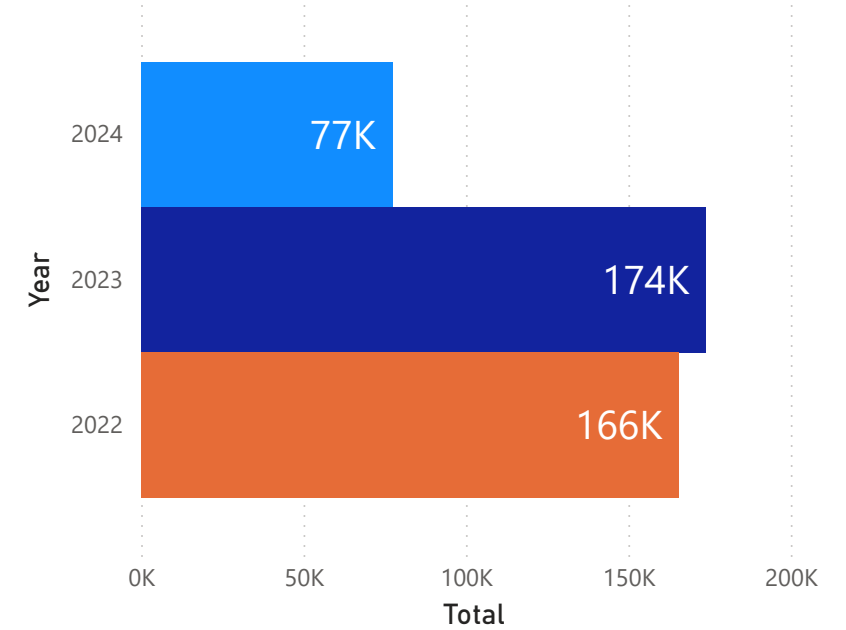
### Metals



### Total



### Total by Year



Max Collection - in kilograms

18K

Min Collection - in kilograms

11K