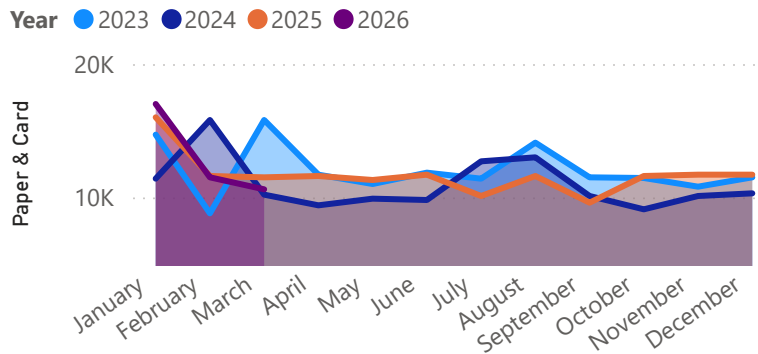


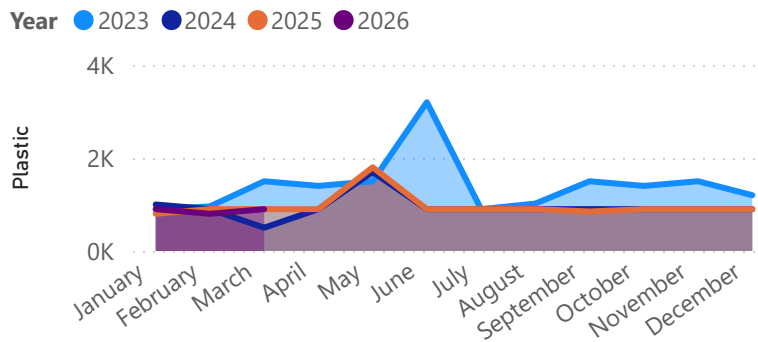
St Peter Recycling Report March 2026

Metals	Paper & Card	Plastic	Total	Year	Month
700	16000	800	17500	2025	January
800	11600	900	13300	2025	February
800	11500	900	13200	2025	March
800	11600	900	13300	2025	April
800	11300	1800	13900	2025	May
800	11700	900	13400	2025	June
600	10100	900	11600	2025	July
820	11600	900	13320	2025	August
760	9600	850	11210	2025	September
1500	11600	900	14000	2025	October
720	11700	900	13320	2025	November
700	11700	900	13300	2025	December
840	17000	900	18740	2026	January
780	11500	800	13080	2026	February
840	10600	900	12340	2026	March
12260	179100	14150	205510		

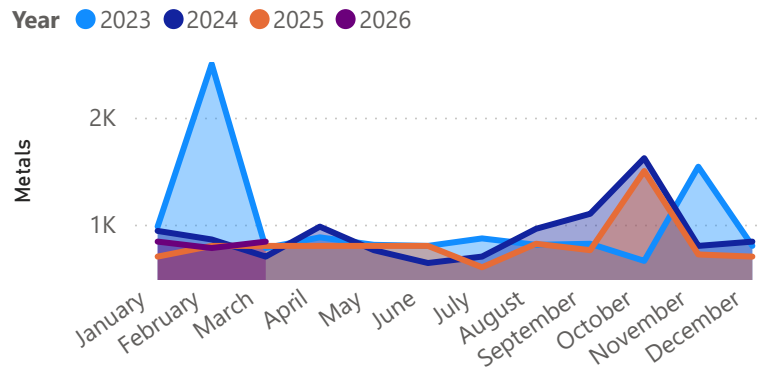
Paper & Card



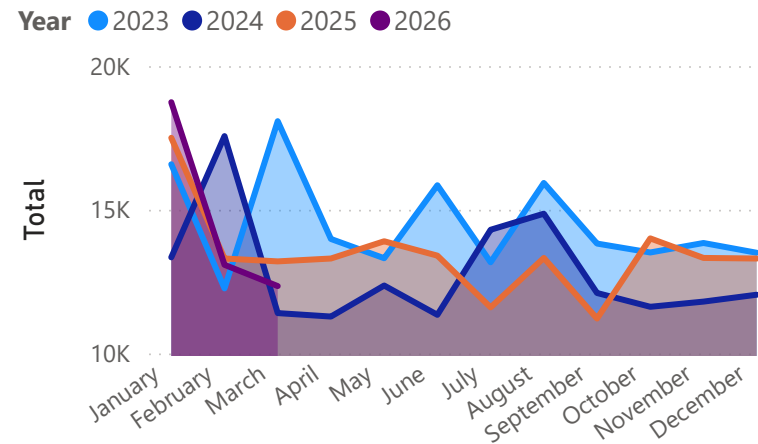
Plastic



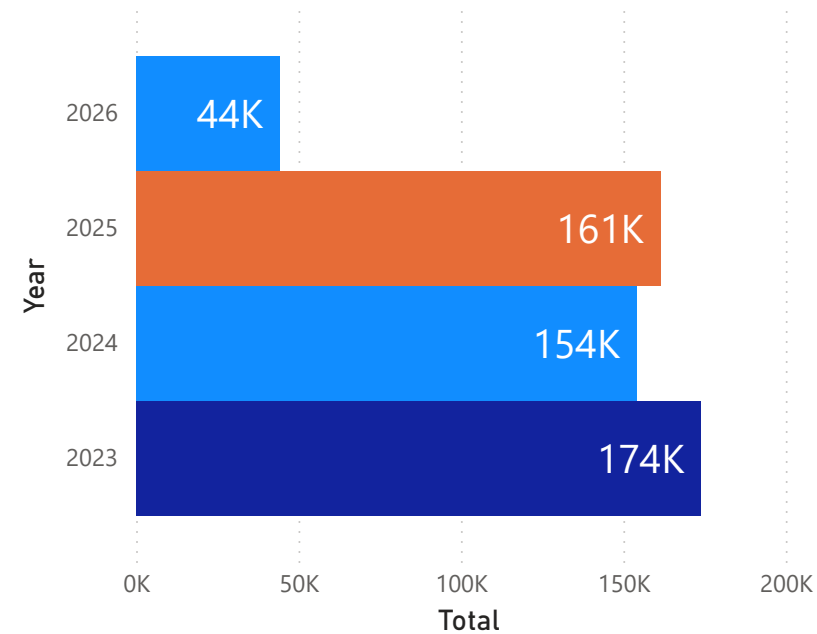
Metals



Total



Total by Year



Max Collection - in kilograms

19K

Min Collection - in kilograms

11K